



SM (CABLES)

Low voltage wiring, flexible and special cables



STANDARDS

BS6004
EN60228
IEC60502-1
IEC60332-1-2









Flat Twin & Earth Cable 6242 Y

PVC Insulated, PVC Sheathed Flat Twin Cable

CONSTRUCTION (Cu / PVC / PVC)

- 1  **Conductor**
Solid (Class 2) Copper, Rigid
Stranded (Class 2) Copper
- 2  **T11**
Insulation
Polyvinyl Chloride
- 3  **TM1**
Outer Sheath
Polyvinyl Chloride

SPECIFICATIONS

-  **+70°C** **Operating temperature**
-  **160°C** **Maximum short circuit temperature**
-  **300 / 500 V** **Rated voltage U_o/U**
-  **2KV** **AC Test Voltage**
-  **8 X D** **Minimum Bending Radius**
-  **Flame propagation test on single cable. Euroclass Eca.**



APPLICATIONS

Flat cable suitable for fixed installation in dry or damp areas for fixed installation embedded in plaster, inside metal structures, conduits and ducts, or for surface wiring where minimal risk of mechanical damage is present.

MARKING

Embossed, or printed with CIJ in white or black indelible ink.

SM (CABLES) 6242Y to BS 6004 #X###+###SQ MM 300/500V Eca CE

TECHNICAL DATA

Product Code	Nominal Cross Section mm ²	Max. Overall Dimensions mm	Approximate Net Weight kg/km	Maximum Conductor Resistance Ω/km @ 20°C	Current Carrying Capacity in Air Amperes (A)
6242 Y					
SM6242YRE2X1/0-1	2 x 1.0 + 1 re		67	18.1 / 18.1	13
SM6242YRE2X1/5-1	2 x 1.5 + 1 re		83	12.1 / 18.1	16
SM6242YRM2X1/5-1	2 x 1.5 + 1 rm		84	12.1 / 18.1	16
SM6242YRE2X2/5-1/5	2 x 2.5 + 1.5 re		120	7.41 / 12.1	21
SM6242YRM2X2/5-1/5	2 x 2.5 + 1.5 rm		121	7.41 / 12.1	21
SM6242YRM2X4/0-1/5	2 x 4.0 + 1.5 rm		172	4.61 / 12.1	27
SM6242YRM2X6/0-2/5	2 x 6.0 + 2.5 rm		235	3.08 / 7.41	34
SM6242YRM2X10/0-4	2 x 10.0 + 4.0 rm		375	1.15 / 3.08	45
SM6242YRM2X16/0-6	2 x 16.0 + 6.0 rm		530	1.83 / 4.61	57

re = solid conductor class 5

rm = stranded conductor class 2

Specifications and technical data is provided in good faith and is believed to be correct at the time of publication. Actual products may differ in dimensions due to manufacturing tolerances. The information provided within this document is typical and is intended for guidance only. This specification and data is subject to changes without notice or liability.

T: +356 21 697 888

www.sm cables.com
info@sm cables.com

LOW VOLTAGE POWER CABLE